

# LC-20-TF

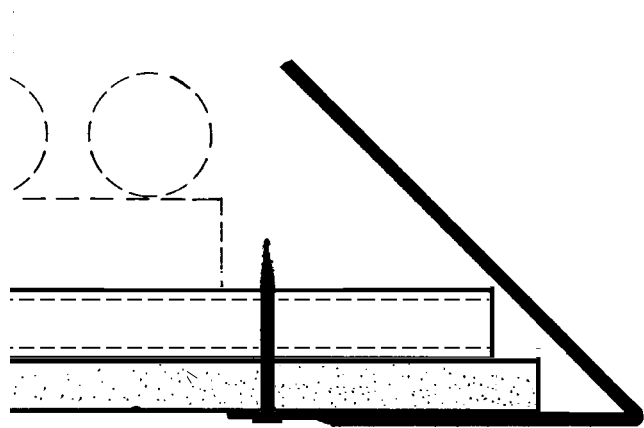
## Slope-Faced Light Cove Standard Catalog Profile

### SAMPLE SPECIFICATION

Specify as: PITTCOON LIGHT COVE

Model # LC-20-TF	Tangential Fin
Model # LC-20-PF	Perpendicular Fin
Model # LC-20-WM	Wall Mounting

Material: Aluminum alloy.....3003 H-14 or equal  
Finish.....Factory primed  
Metal thickness......090" typical




The formed aluminum profile shall incorporate a continuous integral fin for surface contact to conventionally installed gypsum drywall. The formed profile shall be primed with corrosion-resistant primer compatible with joint compound, latex and enamel paints, and wall covering adhesives.

Other materials and finishes are available with some restrictions applying, due to sounce and butt joint options. Contact factory or your local Pittcon sales representative for details.

Section LC-20-TF

No Scale



All details, methods and specifications are the exclusive property of Pittcon Industries, Division of Pittcon Custom Corporation. Pittcon reserves the right to change any specifications or details without prior notification. All Light Cove profiles are available in standard 10' lengths  $\pm 1/8"$  (2.048 M). Other lengths are available as special order items. For custom shapes, sizes, or for special finishes, please contact the factory or your nearest Pittcon sales representative.

### **Pittcon Industries** Division Pittcon Architectural Metals, LLC

6409 Rhode Island Avenue  
Riverdale, Maryland 20737  
(800) 637-7638 , (301) 927-1000  
Fax: (301) 699-8690

3330 W. Flower Street  
Phoenix, Arizona 85017  
(800) 637-7638 , (602) 233-9100  
Fax: (602) 233-9400

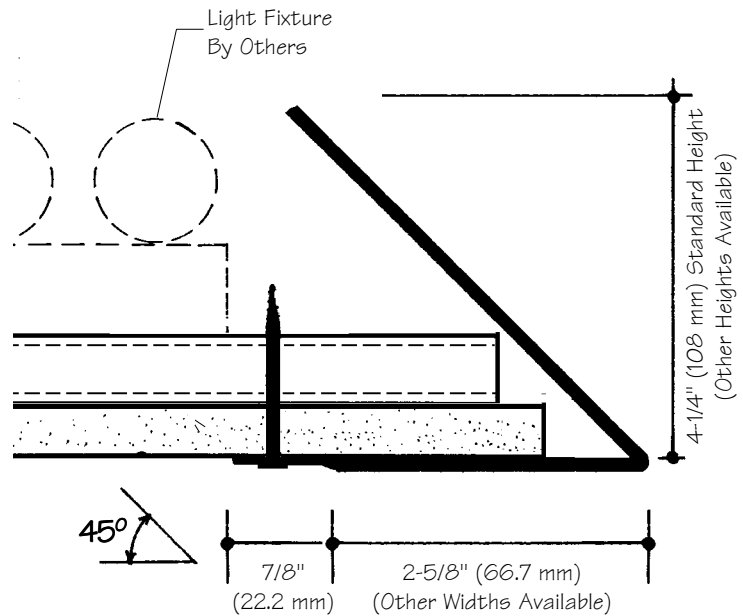
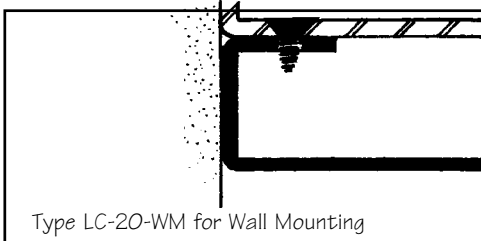
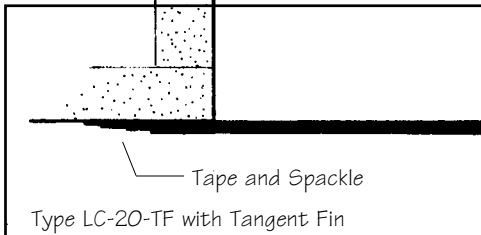
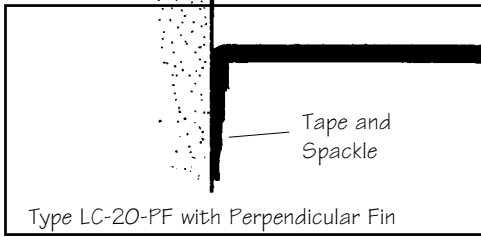
© 2008 Pittcon Industries

**Pittcon  
Industries**

DIVISION OF PITTCOON CUSTOM CORPORATION

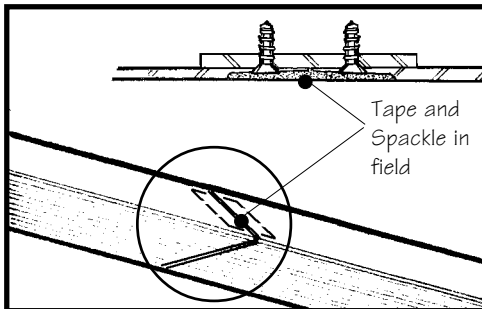
LC-20

## Fin Options



**Section LC-20-TF**  
**No Scale**

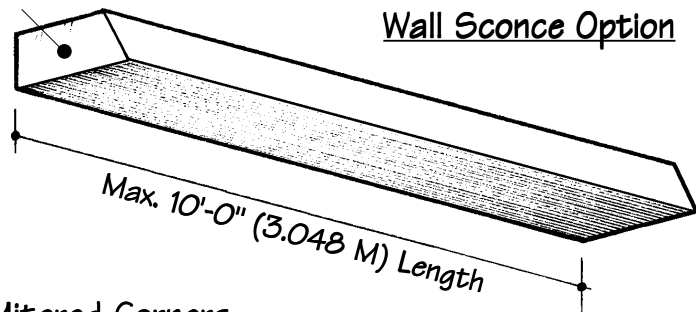
## Joint Details



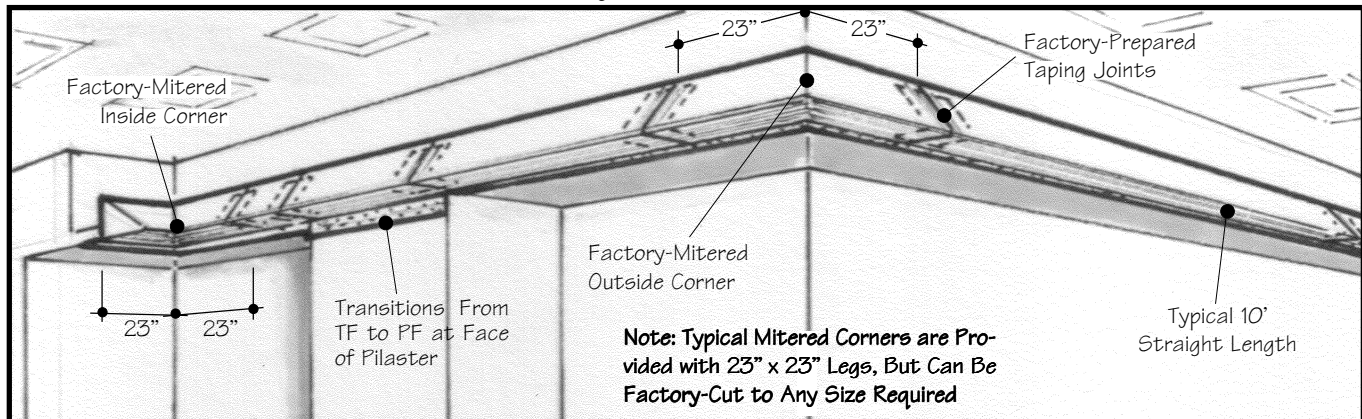
End Caps Loose or  
Factory Welded

## Special Options

### Wall Sconce Option



## Factory Mitered Corners



**Pittcon Industries** Division **Pittcon Architectural Metals, LLC**

6409 Rhode Island Avenue  
Riverdale, Maryland 20737  
(800) 637-7638 , (301) 927-1000  
Fax: (301) 699-8690

3330 W. Flower Street  
Phoenix, Arizona 85017  
(800) 637-7638 , (602) 233-9100  
Fax: (602) 233-9400

© 2007 Pittcon Industries

**Pittcon  
Industries**  
DIVISION OF PITTCON ARCHITECTURAL METALS, LLC