

# SO-LRPT

## CUSTOM OUTSIDE CORNER With One Perpendicular Fin

### SAMPLE SPECIFICATION

specify as: SOFTFORMS® Model # SO-LRPT

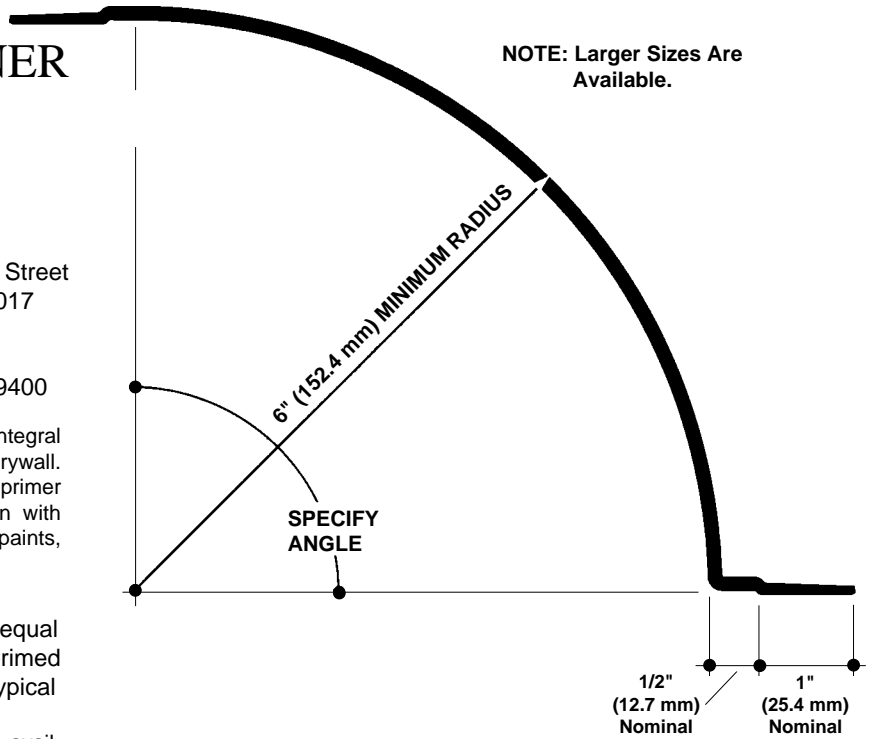
### Pitcon SOFTFORMS® LLC

|                                                                                                            |                                                                                                       |
|------------------------------------------------------------------------------------------------------------|-------------------------------------------------------------------------------------------------------|
| 6409 Rhode Island Avenue<br>Riverdale, MD 20737<br>(800) 637-7638<br>(301) 927-1000<br>Fax: (301) 699-8690 | 3330 W. Flower Street<br>Phoenix, AZ 85017<br>(800) 637-7638<br>(602) 233-9100<br>Fax: (602) 233-9400 |
|------------------------------------------------------------------------------------------------------------|-------------------------------------------------------------------------------------------------------|

The formed aluminum profile shall incorporate a continuous integral fin for surface contact to conventionally installed gypsum drywall. The formed profile shall be primed with corrosion-resistant primer compatible with materials normally in use in conjunction with commercial interiors, i.e.: joint compound, latex and enamel paints, and wall covering adhesives.

MATERIAL: Aluminum alloy.....3003 H-14 or equal  
Finish.....Factory primed  
Metal Thickness......090" typical

Note: Other thicknesses ranging from .062" to .125" are available upon request, with some restrictions applying. Check factory for your needs.

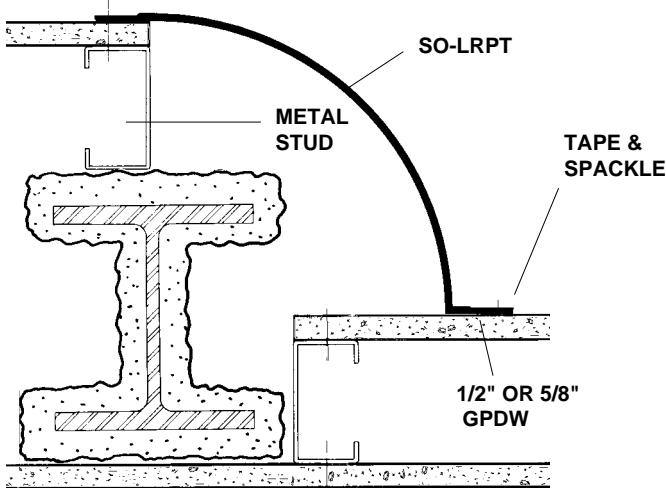


**SO-LRPT** **OUTSIDE CORNER**  
**NO SCALE** **W/ONE PERPENDICULAR FIN**

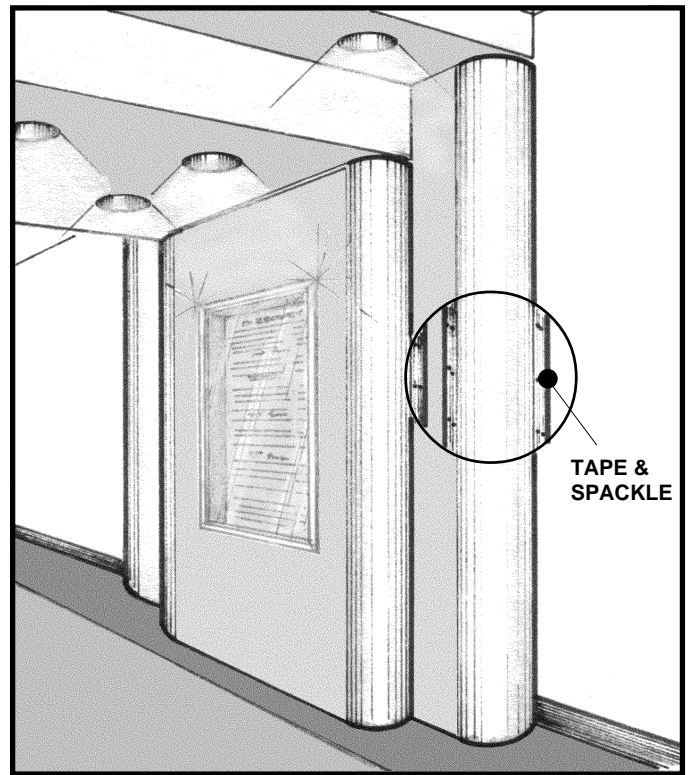
### EXAMPLE DETAIL

For use with conventional metal stud construction and 1/2" or 5/8" GPDW.

The SO-LRPT is a large radius outside corner or column with perpendicular fins for corner drywall constructions similar to that depicted here. Screws through the grooved fins must always engage metal or wood substructure to ensure proper installation.



**SO-LRPT CUSTOM CORNER**  
**NO SCALE** **PLAN/SECTION**



All details, methods and specifications are the exclusive property of Pitcon Softforms® LLC. Pitcon reserves the right to change any specifications or details without prior notification. All Softforms® profiles are available in standard 10' lengths ±1/8" (2.048 M). Other lengths are available as special order items. For custom shapes, sizes, or for special finishes, please contact the factory or your nearest Pitcon sales representative.