

SO-LRT

CUSTOM OUTSIDE CORNER WITH TANGENTIAL FINS

SAMPLE SPECIFICATION

specify as: SOFTFORMS® Model # SO-LRT

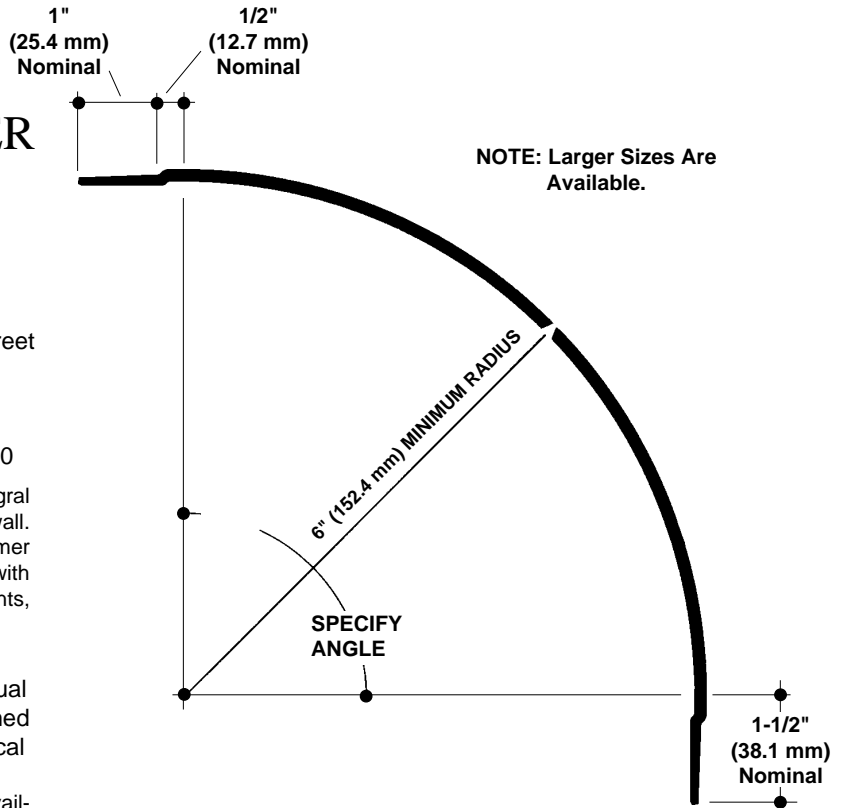
Pittcon SOFTFORMS® LLC

6409 Rhode Island Avenue	3330 W. Flower Street
Riverdale, MD 20737	Phoenix, AZ 85017
(800) 637-7638	(800) 637-7638
(301) 927-1000	(602) 233-9100
Fax: (301) 699-8690	Fax: (602) 233-9400

The formed aluminum profile shall incorporate a continuous integral fin for surface contact to conventionally installed gypsum drywall. The formed profile shall be primed with corrosion-resistant primer compatible with materials normally in use in conjunction with commercial interiors, i.e.: joint compound, latex and enamel paints, and wall covering adhesives.

MATERIAL: Aluminum alloy.....3003 H-14 or equal
 Finish.....Factory primed
 Metal Thickness......090" typical

Note: Other thicknesses ranging from .062" to .125" are available upon request, with some restrictions applying. Check factory for your needs.

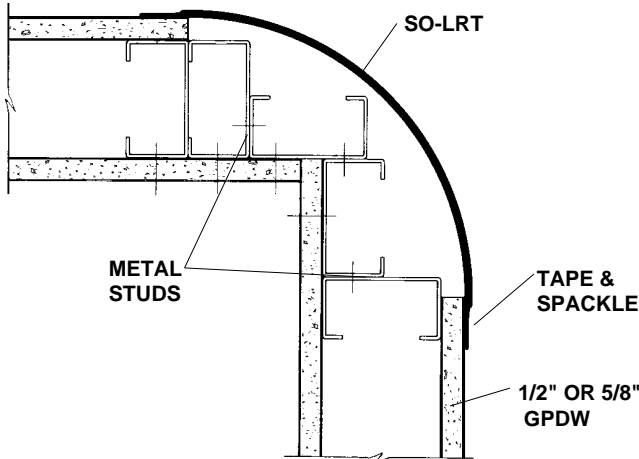


SO-LRT OUTSIDE CORNER W/TANGENT FINS
NO SCALE SECTION

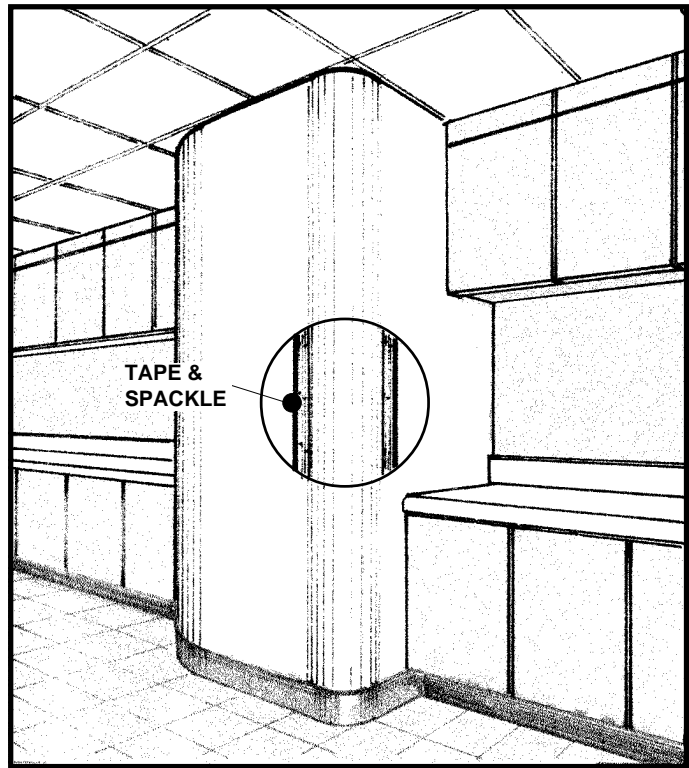
EXAMPLE DETAIL

For use with conventional metal stud construction and 1/2" or 5/8" GPDW.

The SO-LRT is a large radius outside corner or column cover with perpendicular fins for corner drywall constructions similar to that depicted here. Screws through the installation fins must always engage metal or wood substructure to ensure proper installation.



SO-LRT STUD WALL
NO SCALE PLAN/SECTION



All details, methods and specifications are the exclusive property of Pittcon Softforms® LLC. Pittcon reserves the right to change any specifications or details without prior notification. All Softforms® profiles are available in standard 10' lengths ±1/8" (2.048 M). Other lengths are available as special order items. For custom shapes, sizes, or for special finishes, please contact the factory or your nearest Pittcon sales representative.